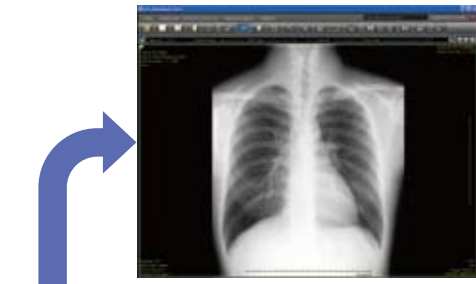


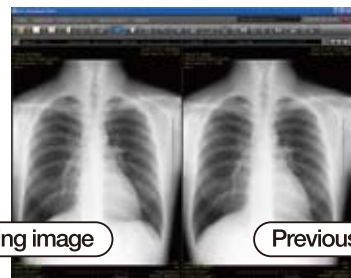
Acies has simple but multiple functions

Simple Operation



Categorised patients list will be displayed when you login. Next step, just double click on the desired list. System can be used immediately after installation.

Optimal layout just by one button click

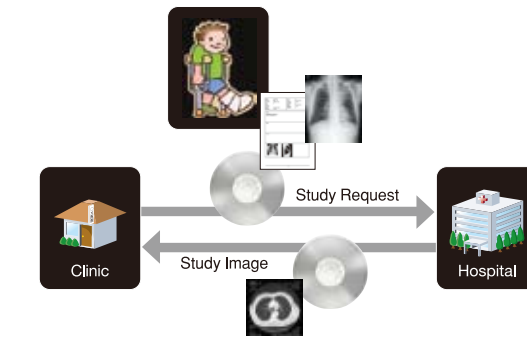


Comparison image reading is also simple. The same patient's nearest preceding image is automatically displayed.

Multiple Seamless Link with other system by the standards of DICOM, HL7 etc



Offline link between hospital and clinic



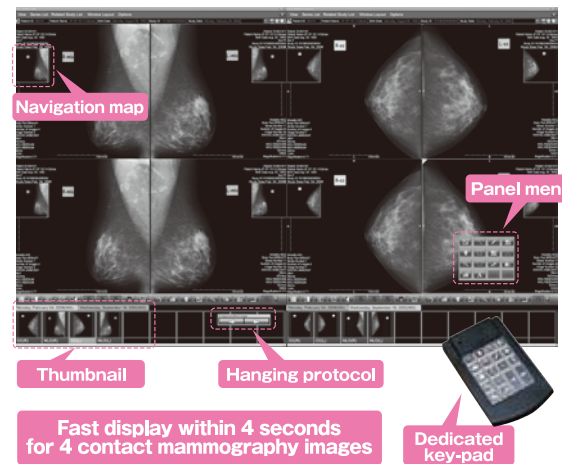
Burn PDI CD/DVD containing PDI Viewer and PDI DICOM image and simple report manually & automatically. Refer images and reports from your PDI CD/DVD with a general PC. Make full use of this feature for offline regional medical link.

Print Composer :



Users can freely edit and mix formats. Multi-format available to multiple film sizes.

Mammography functions



Fast display within 4 seconds for 4 contact mammography images

Acies Mammo Option supports hanging protocols that allow free manipulation of the display method to suit your particular needs and situation. Other functions to provide maximum viewability include "Panel menu", "Navigation map" and "Image thumbnailing". Dedicated keypad is designed for mammography interpretation, so you can optimize the reading and manipulation of mammography images.


Server Specification Requirements

Picture Archiving and Communication System — Acies

Server Body	250GB Model	500GB Model	2.0 TB Model	3.0 TB Model
CPU	Quad Core Xeon W3520 2.66GHz			
Memory	2GB			
OS	Microsoft Windows XP Professional SP2 or SP3 / Windows7 Professional			Microsoft Windows Server 2008
.NET Framework	Ver2.0 SP2			Ver3.5 SP1
HDD	250GB×2 (RAID1)	500GB×2 (RAID1)	2.0TB (750GB×3, RAID5)	1TB×2 (RAID1) + 1TB×5 (RAID5) + HS
(Image Storage Capacity)	About 160GB	About 332GB	About 1.4TB	About 3.0TB
(Database Storage Capacity)	About 12GB	About 12GB	About 30GB	About 100GB
Optical Drive	DVD-R Drive			
DVD-R (About 4.7GB)	Storage Image Number About 1000 images Calculation Condition : Compression ratio 50% (lossless)			
Network	Ethernet 100BASE-TX / 1000BASE-T			
Image Input	Max 10 Channel			
DICOM/HL7 Support	Storage (SCU, SCP) · QR (SCU, SCP) · Print (SCU) · GSPS (SCP) · MWM (SCU)			
Support SOP Class	CR, DX, CT, US, MR, SC, XA, XRF, NM, ES, GM, SM, XC, PT, RT, MG			
Client Connection	Client Connection : MAX 20 terminals. Concurrent users : MAX 8 users.			Client Connection : MAX 50 terminals. Concurrent users : MAX 20 users.
Installation Environment	Frequency	50Hz or 60Hz		
	Temperature	10~35°C (No condensation)		
Viewer Function Display	Grayscale, Pan, Zoom, Window Change, Magnifying Glass, Cine, Comparison Display etc			
Measurement	Line length, Angle, Open angle, Ellipse, Rectangle, Point CT Value, Ellipse CT Value, Ratio of two line length, Ratio of heart and chest etc			
Annotation	Line, Rectangle, Circle, Ellipse, Freehand, Text etc			
Offline Image Link	Media Input and Output (DICOM, JPEG, Bitmap, PDI)			
Others	Print Composer, Report, Reprint, Paper print etc			
Option License	Regius Processing/Easy 3D (MPR/MIP/MinIP)/Mammo Functions/DICOM-SR for CAD, etc			
Electrical Storage Storage Media	Write onto DVD-R			
Log Management	Electrical storage history, Patient information correction history			
User Certification	Login (into Viewer) history certification, Issue authorization for user			

Sample of monitor combination

You can select from normal monitor 17/19/21inch, high resolution monitor 2M/3M Monochrome/Color, and also 5M Monochrome.



Client PC

<Client Environment>

OS	Microsoft Windows XP Professional SP2 or SP3 / Windows Vista Business / Windows7 Professional
.NET Framework	Ver2.0
CPU	PentiumIV 2.0GHz Above
Memory	1GB Above
HDD	36GB Above
Network	Ethernet 100BASE-TX / 1000BASE-T

Option NAS

※Connection Number: one for nearline storage (capacity extension), another for backup

	1.0TB Type (500GB×3, RAID5)	4.0TB Type (1TB×6, RAID6)
Image Storage capacity	About 1.0TB	About 4.0TB
Size	W250×D170×H285mm	
Weight	About 10.8kg	About 11.2kg

Option CD/DVD Publisher-Rimage

Rimage 5100N Large volume of CD/DVD production		Rimage 2000i Small volume of CD/DVD production	
---	--	---	--


★The construction of hardware varies by country.
★Specifications are subject to change without prior notice.



KONICA MINOLTA

KONICA MINOLTA MEDICAL & GRAPHIC, INC.
No.1, Sakura-machi, Hino-shi, Tokyo, 191-8511, Japan

Distributed by :



KONICA MINOLTA



Picture Archiving and Communication System

Acies series

The essentials of imaging

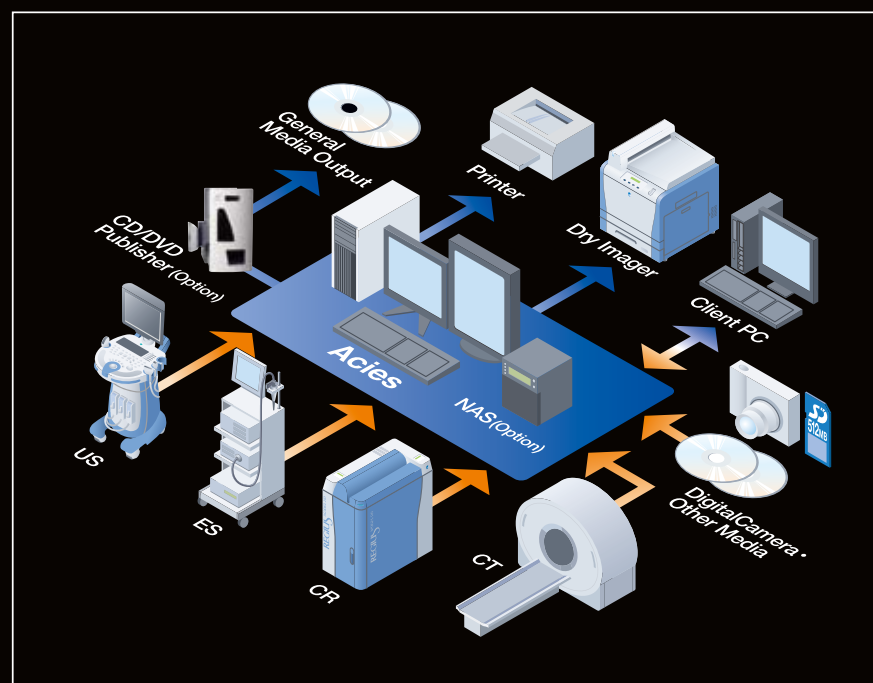
DIAGNOSE EFFICIENTLY

Acies provides the performance, speed and easy operation through efficient content. Picture Archiving and Communication System — Acies

Acies Standard for Workstation / PACS

- Multiple function
- Regional link by PDI
- Workstation / PACS
- Consistent management

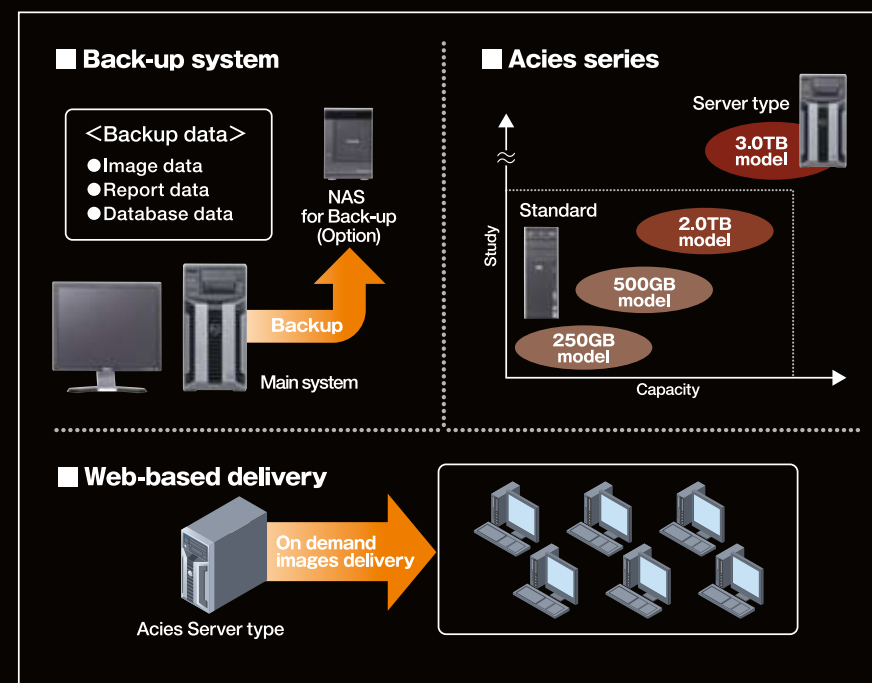
Picture Archiving and Communication System – Acies is a Workstation / PACS system with high functionality. Medical images generated from all modalities are unified and stored on to a RAID server that can manage data at Terabyte levels while ensuring consistency of information. The simple but high-performance system – Acies.



Acies Server type for High Capability

- High Capability
- Powerful
- High Reliability

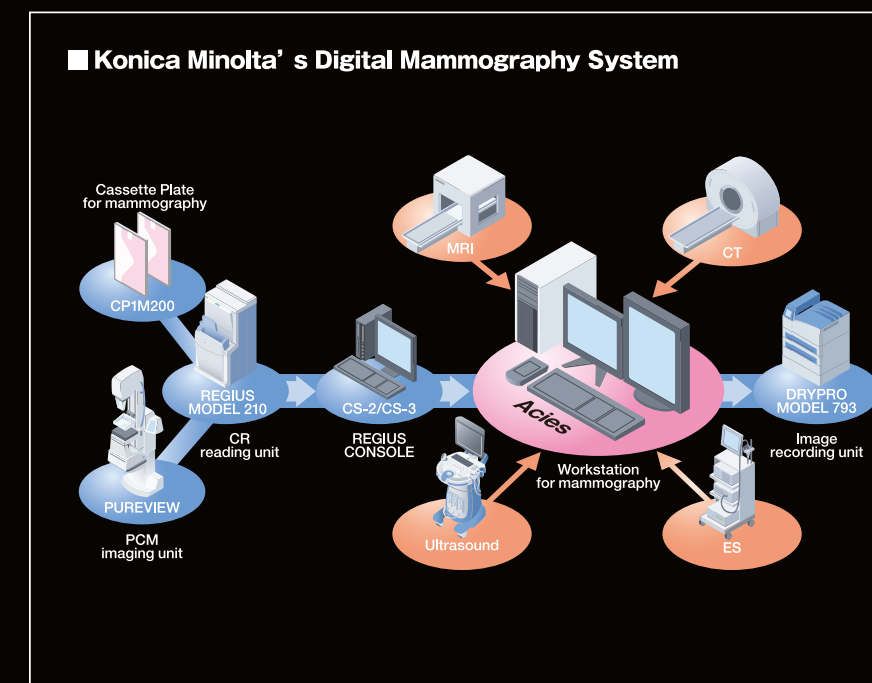
This server type is the best much for hospital work-flow with large capacity. Helps high-capacity image diagnostic imaging relying on simple, high-performance server functionality. Web transfer of stored images inside hospital, and also offline link between hospital and clinic. Has selected NAS for backup or storage capacity extension.



Acies Mammography for Women's health

- Fast Display
- Smooth Operation
- Various dedicated functions

Konica Minolta be able to provide seamless digital mammography system with Acies mammography option. To realize our concept of "Easy operation" and "Enhanced functions", various features have been added to the system and the latest introduction is a software option making mammography image viewing more comfortable with enhanced display functions and workflow.



EASY OPERATION