



KONICA MINOLTA

HI-ORTHO(GREEN)TYPE

MEDICAL X-RAY FILM

**MG-SR<sub>PLUS</sub>**

H · I · O · R · T · H · O



Giving Shape to Ideas

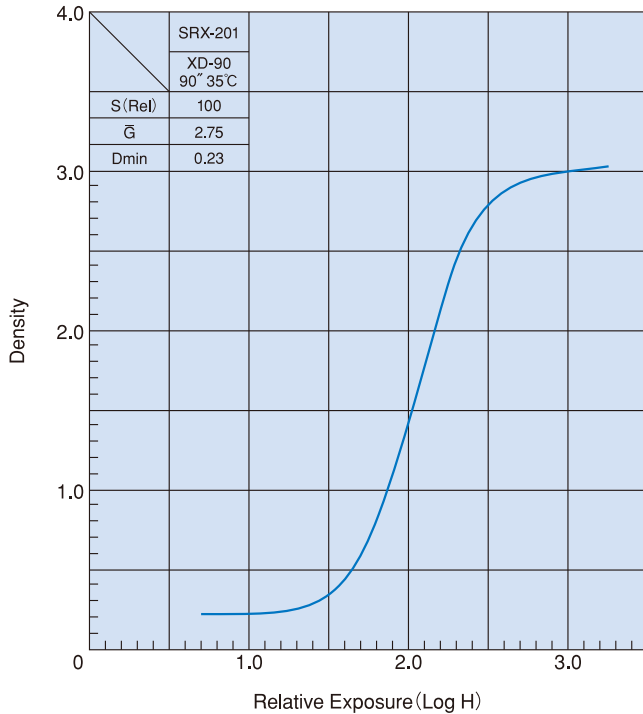
# X-RAY FILM MG-SR<sup>PLUS</sup>

**Featuring new SR technology for excellent processing stability, MG-SR PLUS offers the ideal balance in photographic characteristics between contrast and latitude.**

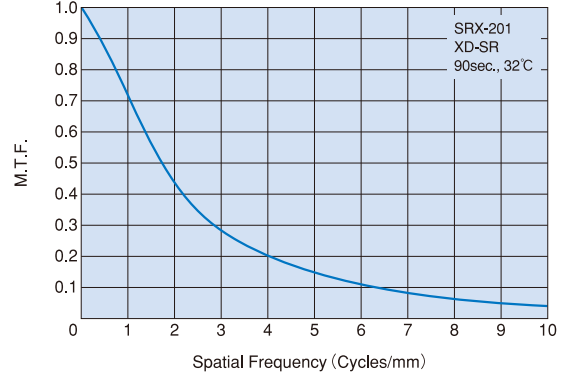
MG-SR PLUS is a fine grain, high sharpness film. Designed for the optimum balance between contrast and latitude, it is suitable for radiography of various parts of the body.

- A standard contrast film for general radiography, MG-SR PLUS is intended primarily for chest, abdomen plain, and gastrointestinal use.
- Its wide latitude enables coverage of low-density through high-density areas with outstanding balance between sharpness and granularity.
- New SR technology enables remarkable processing stability, for consistently stable imaging results under all processing conditions with no sacrifice in image quality or sensitivity.
- Excellent transport and anti-static characteristics guarantee reliable film transport with all types of transport devices.

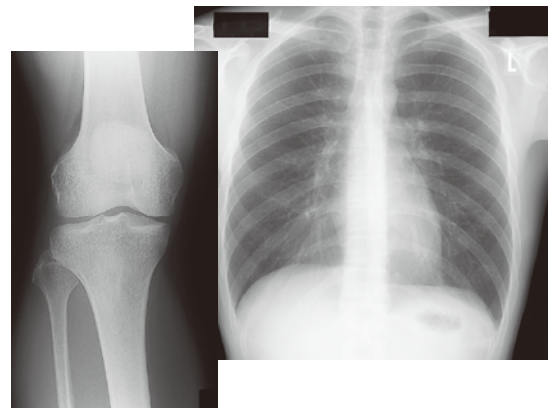
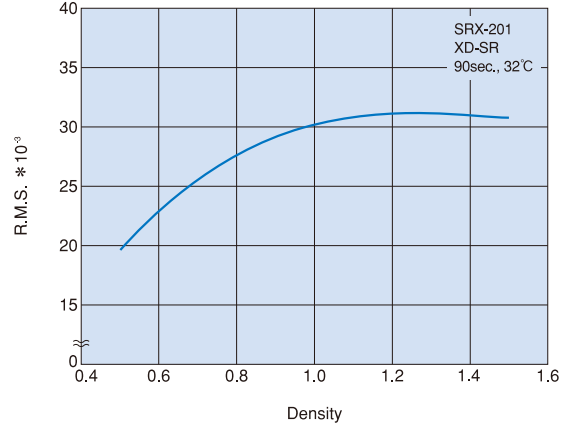
## Characteristic curve



## M.T.F.



## R.M.S.



Konica Minolta medical film is manufactured with a quality management system that has been certified to be in compliance with the ISO 9001:2000 and ISO 13485:2003 quality management standards, as well as with the medical device directive (MDD) 93/42/EEC.



**KONICA MINOLTA, INC.**  
1 Sakura-machi, Hino-shi, Tokyo, 191-8511, Japan

Distributed by :