



KONICA MINOLTA

HI-ORTHO(GREEN)TYPE

MEDICAL X-RAY FILM

**SR-G PLUS**

H · I · O · R · T · H · O



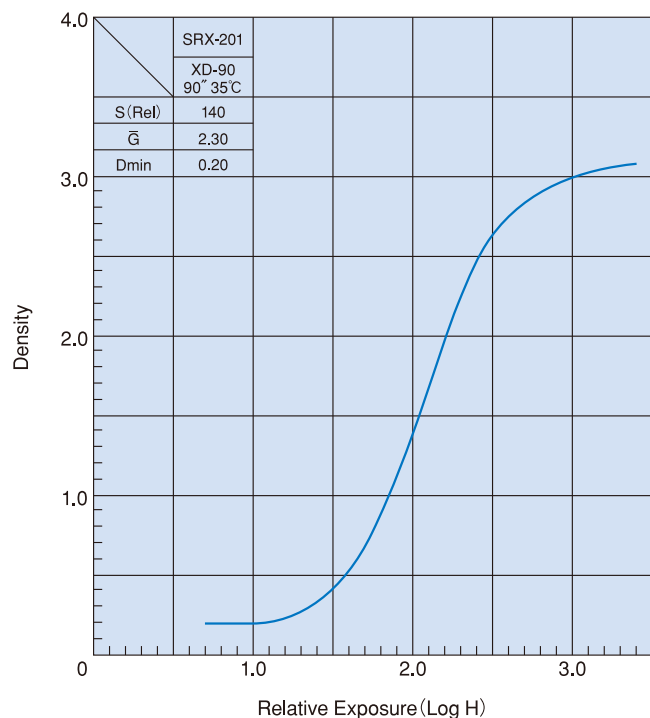
Giving Shape to Ideas

## Featuring new SR technology for excellent processing stability, SR-G PLUS provides more information in high density areas without sacrificing contrast in low-density areas.

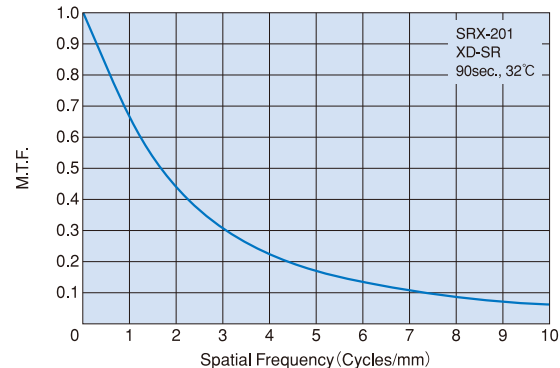
SR-G PLUS is a latitude controlled, fine-grain, high-sharpness film with a wide imaging range. Enhanced latitude in high-density areas provides additional information, without sacrificing contrast in low-density areas.

- Suitable for gastrointestinal, abdomen plain, and soft tissue radiography where sharp images with wide latitude are required. Especially when used for gastrointestinal radiography, sharp images can be obtained though filling (low-density) and double contrast (mid-density to high-density) radiography.
- Also offers the performance required for radiography of emergency patients.
- New SR technology enables remarkable processing stability, for consistently stable imaging results under all processing conditions with no sacrifice in image quality or sensitivity.
- Excellent transport and anti-static characteristics guarantee reliable film transport with all types of transport devices.

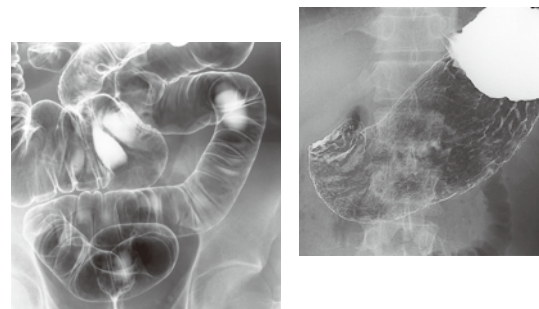
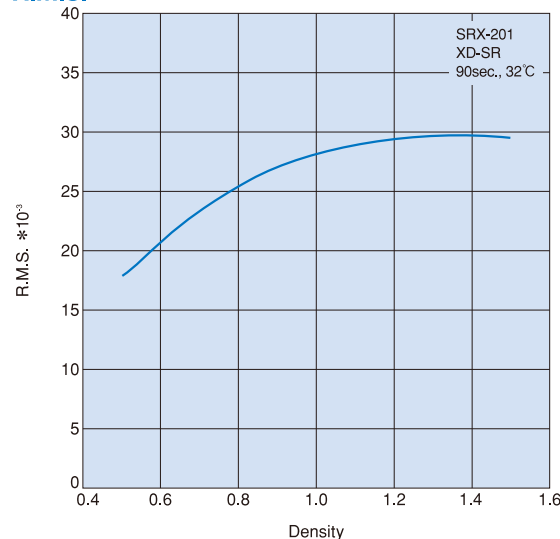
### Characteristic curve



### M.T.F.



### R.M.S.



Konica Minolta medical film is manufactured with a quality management system that has been certified to be in compliance with the ISO 9001:2000 and ISO 13485:2003 quality management standards, as well as with the medical device directive (MDD) 93/42/EEC.