



KONICA MINOLTA

HI-ORTHO(GREEN)TYPE
MEDICAL X-RAY FILM
MG-SR_{PLUS}

H · I - O · R · T · H · O



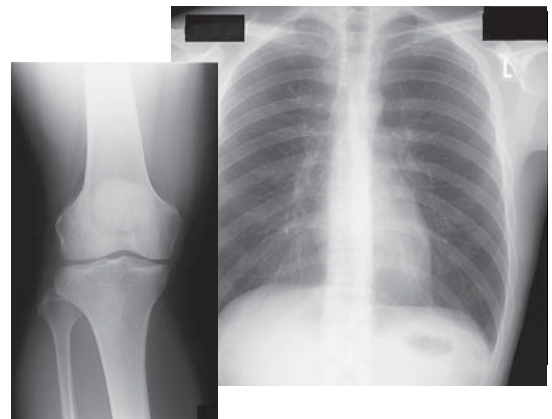
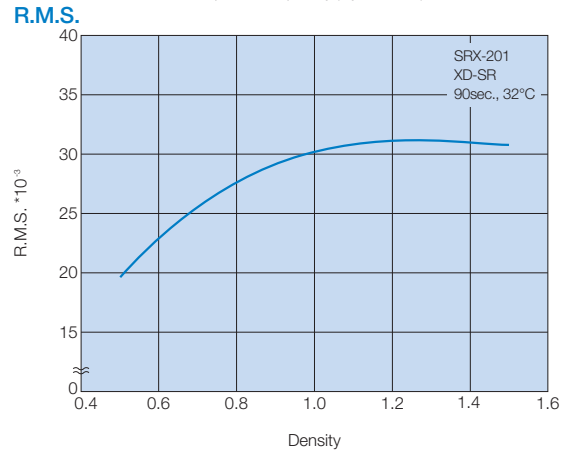
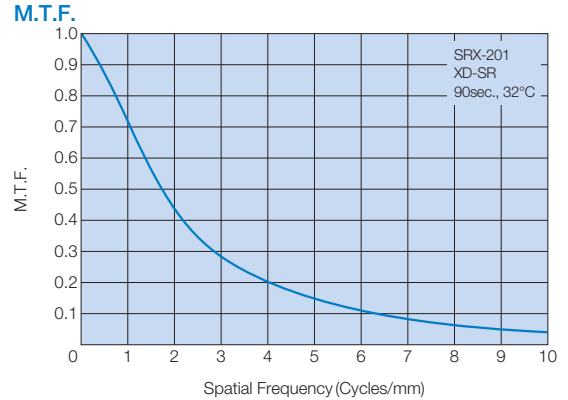
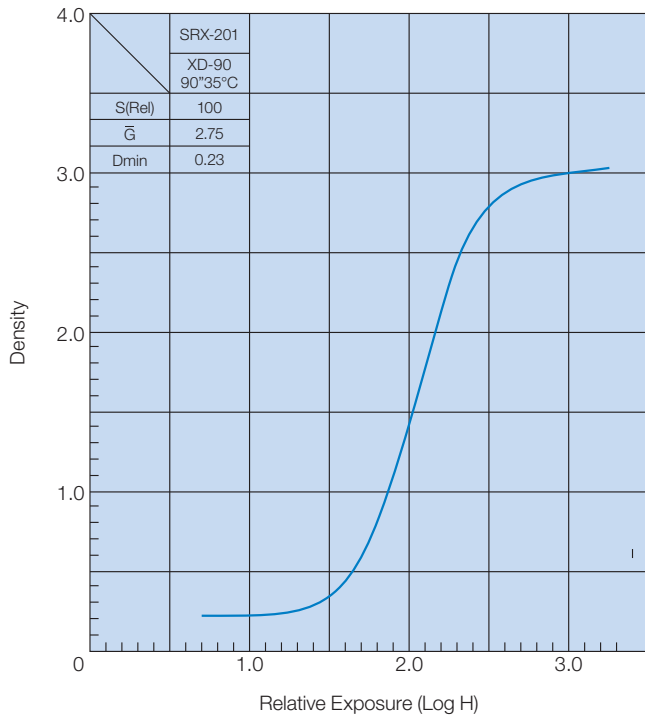
The essentials of imaging

Featuring new SR technology for excellent processing stability. MG-SR PLUS offers the ideal balance in radiographic characteristics between contrast and latitude.

MG-SR PLUS is a fine grain, high sharpness orthochromatic film. Designed for the optimum balance between contrast and latitude, it is suitable for the complete range of diagnostic imaging.

- A standard contrast film for general radiography, MG-SR PLUS is suitable for chest, abdomen, and gastrointestinal use.
- It's wide latitude enables coverage of low-density through high-density areas with outstanding balance between sharpness and granularity for extremities.
- New SR technology enables remarkable processing stability, for consistently stable imaging results under all processing conditions with no sacrifice in image quality or sensitivity.
- Excellent transport and anti-static characteristics guarantee reliable film transport with all types of processing equipment.

Characteristic Curve



Konica Minolta medical film is manufactured with a quality management system that has been certified to be in compliance with the ISO 9001:2000 and ISO 13485:2003 quality management standards, as well as with the medical device directive (MDD) 93/42/EEC.



KONICA MINOLTA

KONICA MINOLTA MEDICAL IMAGING USA, INC.

411 NEWARK POMPTON TURNPIKE, WAYNE, NJ, 07470, USA
Tel: (973) 633-1500 Fax: (973) 633-0562, medical.konicaminolta.us

Distributed by: